




ENERG 

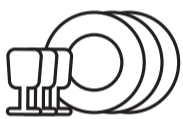


SAMSUNG

DW50R4051BB



84 kWh / 



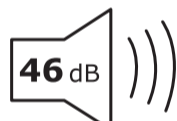
10 x



9,9 L



3:40



46 dB

AB**C**D

2019/2017